

# Integrated banking and accounting: **an overview**

# Agenda

---

- > Introduction to Zoho Books.
- > Unique solutions that we offer.
- > ICICI Bank - Zoho Books integration.

**20+**  
Years

**9+**  
Locations

**130+**  
Countries

Bootstrapped,  
Profitable

**5000+**  
Employees

**3**  
Divisions





"The operating system for **business**"

# Zoho **Finance Suite**



Invoice



Books



Subscriptions



Expense



Inventory



Checkout



# Zoho Books

Smart Accounting

# Key features



Easy invoicing



Streamline purchases & payables



GST filing and compliance



Get paid faster



Manage inventory



Insightful reports



Customer portal



Bank feeds



Mobile accounting

# **How To Reduce Data Entry ?**



# Reduced Data Entry

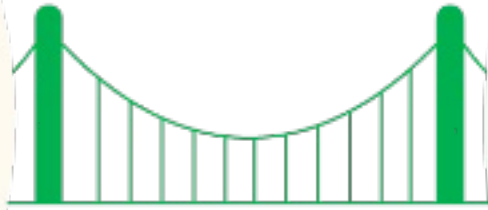


**How do we take it to the next level ?**

**Current way of handling your business banking**



Accounting



Contextual  
Banking



Banking

# Contextual Banking

Execute bank transactions contextually within accounting software.



**Let's see how it works**

**How does this impact your business?**

# Initiate bill payments instantly

The screenshot displays the Zoho Books interface. On the left is a dark sidebar with navigation options: Dashboard, Contacts, Items, Banking, Sales, Purchases (highlighted), Expenses, Recurring Expenses, Purchase Orders, Bills, Payments Made, Recurring Bills, Vendor Credits, Timesheet, Accountant, and Reports. The main area is divided into three sections. The top section shows a list of bills under 'All Bills' with columns for bill number, vendor name, amount, and status. The middle section shows a detailed view for bill 122, including a 'Comments & History' tab with a payment record: 'Payment of ₹83.00 deleted by ICICI Demo'. The bottom section shows a preview of the bill document, which includes the vendor 'Zylkar Company', the bill number '122', a balance due of '₹1000.00', and a table of items.




#	Item & Description	Qty	Rate	Amount
1	Paper	1.00	123.00	123.00






# Collect payments from your customers

Adjustment  0.00


Total ( ₹ ) 0.00

Payment Options   

Customer Notes

Attach File(s)  Upload  

You can upload a maximum of

Template: 'Spreadsheet Template' 

Additional Fields: Start adding custom fields for your invoices by going to [Settings](#) ➔ [Preferences](#) ➔ [Invoices](#). You can add as many as Ten extra fields.

Save as Draft Save and Send Cancel [Make Recurring](#)

# Reconcile your payables and receivables seamlessly

The screenshot displays the Zoho Books interface for reconciling transactions. The top navigation bar includes the Zoho Books logo, a search bar, and user information (Zyker). The main content area is titled "Banking Overview" for "ICICI Bank" (account ID: XXXX-XXXX-1234). It shows a balance of \$24,890.89 in ZohoBooks and \$32,875.67 in the bank. The interface is divided into two main sections: a transaction list on the left and a reconciliation panel on the right.

**Transaction List:**

DATE	DETAILS	DEPOSITS	WITHDRAWALS
23 Mar 2016	Ref-2134 Phone Payee: AT&T	\$ 500.00	
05 Aug 2017	Ref - 4523 Insurance Payment Payee: UCIC		\$ 4,500.00
01 Aug 2017	Ref - 4123 Insurance Payment Payee: UCIC		\$ 2,500.00

**Reconciliation Panel:**

**Match Transactions** | Categorize Manually

**BEST MATCHES (1)**

- Invoice Payment for \$500.00  
Dated 23 Mar 2016  
Auckland Industries | Ref # Ref-2134  
**Match**

**POSSIBLE MATCHES** | SELECT ALL | Filter

Transactions upto 2016-06-21

- Invoice Payment for \$450.00  
Dated 27 Apr 2016  
Bowman Furnitures  
**Select**
- Invoice Payment for \$350.00  
Dated 06 Jun 2016  
Whitman Fields  
**Select**
- Invoice Payment for \$300.00  
Dated 06 May 2016  
Terpine Naturals  
**Select**

**Match** | **Cancel** | Pending: \$500.00

# Request for Bank loan from accounting software

The screenshot displays the Zoho Books interface with the 'Banking' menu item selected. The main content area shows the 'ICICI - 4Point Questionnaire (4PQ)' form. The form is divided into two sections: '1. Basic Details' and '2. Business Related aspects'. The 'Basic Details' section includes fields for 'Name of the Entity', 'Name of Proprietor / Partners / Directors', and 'Contact Number' (with sub-fields for 'Mobile' and 'Landline'). The 'Business Related aspects' section includes dropdown menus for 'Constitution of the entity' and 'Business activity segment', a text area for 'Please specify some brief on what business segment / sector customer is into', and a text field for 'No. of years into business'. At the bottom of the form, there are two buttons: 'Apply Loan' (in red) and 'Cancel' (in grey).

**Zoho Books** | Zylkar Company

## ICICI - 4Point Questionnaire (4PQ)

### 1. Basic Details

Name of the Entity

Name of Proprietor / Partners / Directors

Contact Number

### 2. Business Related aspects

Constitution of the entity

Business activity segment

Please specify some brief on what business segment / sector customer is into

No. of years into business

**Apply Loan**

# The hassle of setting up a ERP- Banking system

Invest in IT  
infrastructure



Wait for bank  
approval



Integrate bank  
account and ERP

Depends on  
business turnover

Costly and  
complicated

# The New Way...

Sign up for  
Zoho Books



Set up the  
integration  
in minutes



Focus on making  
your business grow

# How does this impact your **business**?

---

- > Accounting based on inference/context.
- > Reduce data entry to a minimum.
- > Safe, and fast.
- > Less errors, more productivity.

**Thank You**

**[support.india@zohobooks.com](mailto:support.india@zohobooks.com)**

Toll Free: **1800 123 7711**