



FASTag Recharge Modes

August 2, 2018



New customer registration

- To avail a FASTag customer can contact
 1. Contact payment solutions sales team
 2. Visit nearest plaza POS (visit www.icicibank.com/fastag, click on Point of Sale Locations
 3. Purchase a tag online- visit www.icicibank.com/fastag , click on apply now
- For fees and deposits visit www.icicibank.com/fastag , click on Fees and Charges
- For any other details visit www.icicibank.com/fastag, click on FAQ



Existing Customer Login

- Visit www.icicibank.com/fastag, click on customer login
- Login with existing username and password

ICICI Bank

Home Help Desk Downloads Register Login

Activity is scheduled for August 16, 2018 from 18:00 till 18:30. Get the inconvenience caused and look forward to serve you better.

ICICI Bank presents **FASTag** Easy to Cruise for effortless toll payments

Need LOG-IN Help?

Username
10003351

Password
.....

Remember Me

Login

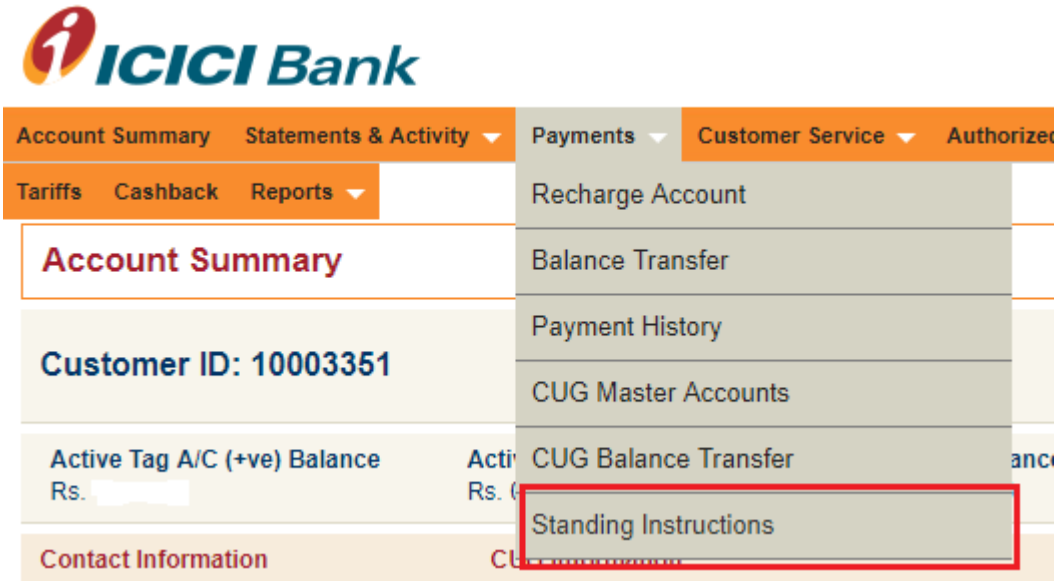
Forgot Username?

Forgot Password?



Directing to SI

- Post login , visit Payments-Standing instructions
- Click on Standing instructions (SI)



- In SI page, select Adhoc and Corporate Internet banking



New: SI from ICICI Bank CIB

- Customers can create standing instructions(SI) from their CUG wallet
- Whenever CUG balance goes below “Threshold” value, a top up of “Top up” amount will happen

Payments Account Type: INDIVIDUAL Account Status: Active

Recharge Account
Balance Transfer
Payment History
CUG Balance Transfer
CUG Master Accounts

Standing Instructions Customer ID: 10505678

Enable Standing Instructions
 Adhoc Scheduled

Adhoc

Payment Mode: CORPORATE INTERNET BANK ?

ICICI CIB User Id: CIBTESTING2 ?

ICICI CIB Corporate Id: CIBNEXT ?

ICICI CIB Account No: 000401009203 ?

Threshold Amount: 1000 ?

Top-up Amount: 2111 ?

Start Date: 30/05/2018 ?

Submit **Cancel**



SI from ICICI Bank CIB: Step 2

- Go to Payments-Standing instruction
- Select Adhoc-choose Corporate Internet Banking from the dropdown

Payments Account Type: INDIVIDUAL Account Status: Active

Standing Instructions Customer ID: 10505678

Enable Standing Instructions
 Adhoc Scheduled

Adhoc

Payment Mode	CORPORATE INTERNET BANK ▾ ?
ICICI CIB User Id	CIBTESTING2 ?
ICICI CIB Corporate Id	CIBNEXT ?
ICICI CIB Account No	000401009203 ?
Threshold Amount	1000 ?
Top-up Amount	2111 ?
Start Date	30/05/2018 ?

*all details are test credentials, do not use for actual transaction



Conditions for SI through CIB

Disclaimer:

*Please login to your ICICI Bank account for approving the standing instructions request.

*Please note, the account details and credentials are captured only to complete subsequent standing instruction debits and will not be used for any other purposes.

*For Adhoc SI, the first SI shall be executed on the start date mentioned. Later on whenever the FASTag CUG wallet balance goes below the threshold amount, an SI will be executed within the amount mentioned in top up amount (Adhoc).

*The Standing Instruction once enabled shall be considered Active unless opted out/Disabled.

*Please maintain adequate balance in your account to execute the standing instruction and credit ICICI Bank FASTag.


*If there's inadequate balance in the linked account to complete the SI, system will trigger 3 attempts to debit the account and complete SI. If all three debit attempts fail, the SI will be permanently disabled.



SI from ICICI Bank CIB: Step 3

- Confirm the standing instruction
- The SI registration request will flow to the approver as per the standard approval process defined for the mentioned current account


Payments Account Type: INDIVIDUAL Account Status: Active

 User details are saved successfully and pending for self approval ✕

Recharge Account
Balance Transfer
Payment History
CUG Balance Transfer
CUG Master Accounts

Standing Instructions Customer ID: 10505678

Standing Instructions Details For Adhoc

Payment Mode	Payment Type	CIB User Id	CIB Corporate Id	CIB Account No	Threshold Amount (Rs.)	Top-up Amount (Rs.)	Payment Start Date	Status	Edit and Modify	Disable
CIBPAYMENTS	Adhoc	CIBTESTING2	CIBNEXT	000401009203	1,000.00	2,001.00	30/05/2018	InProcess		



SI from ICICI Bank CIB: Step 3

- Confirm the standing instruction
- The SI registration request will flow to the approver as per the standard approval process defined for the mentioned current account
- Approver should login to the CIB
- Go to: Pending on me- Connected banking approval- Click on approval



SI from ICICI Bank CIB: Step 4

The screenshot shows the ICICI Bank dashboard. At the top, there is a search bar and navigation icons. The main header includes the ICICI Bank logo, a search bar, and navigation links for HOME, OPERATIVE ACCOUNTS, ACCOUNTS, TRANSFERS, TRADE, and TAX. The dashboard displays the user's name (CIBTESTING2) and last login time (29-05-2018 16:35:28). Key statistics are shown: PENDING ON ME (39), PENDING ON OTHERS (234), and REJECTED WORKFLOWS. The 'FAVOURITE ACCOUNTS' section shows 'No Favourite Account' and an 'ADD FAVOURITE ACCOUNT' button. The 'BALANCES AND CLEARING STATUS' section shows the ledger balance as INR 82.91 CR, available balance as INR 82.91 CR, and reserved for cheques as INR 0.00.

Pending On Me (39) ▾

PAYMENTS (23) / SERVICE REQUEST (16) / PAYEE ADDITION (0) / **CONNECTED BANKING APPROVAL ⓘ**

SINGLE PAYMENT (13)

BULK PAYMENT (10)

CASH WITHDRAWAL (0)

CARDLESS CASH (0)

▲ [TRANTX0040] [8504] No records fetched

Please use above FILTER option to retrieve pending transactions prior to last 2 days



SI from ICICI Bank CIB: Step 4

The screenshot displays the ICICI Bank CIB interface. The top navigation bar includes the ICICI Bank logo and a 'Self Help' button. The main content area features a table with the following data:

	Corporate Id	User Id	Aggregator name	Aggregator Id	Register Date	Status
<input checked="" type="checkbox"/>	CIBNEXT	CIBTESTING2	FASTAG	AGGR0026	29,05,2018	Pending for Self Approval
<input type="checkbox"/>						
<input type="checkbox"/>						

Below the table, there is a 'DISCLAIMER' section with the following text:

DISCLAIMER:

- We hereby agree to avail the Host 2 Host (H2H) Services/API Services from ICICI Bank and accept such terms, regulations, conditions, governing such services as may be laid down by ICICI Bank for the purpose and hosted on www.icicibank.com from time to time.
- We hereby declare confirm, and agree that the H2H Services /API Client Server shall be located at the FASTAG,PAYBOOKS,PAYBOOKS premises, that the Aggregator shall act as the Transaction Initiator under the H2H Service/API Service, that all the payment instruction files will be uploaded from Aggregator's platform to ICICI Bank's Corporate Internet Banking (CIB) platform and the acknowledgement/status shall be updated to the Aggregator as and when the transactions initiated through the Aggregator's platform are completed.
- We hereby authorize ICICI Bank to accept and act upon any and all payment instructions initiated on the Aggregator's platform and received through H2H Service/API Service as through the same were given on CIB by the authorized users in respect of the Account(s). We agree to hold ICICI Bank harmless and indemnify ICICI Bank against any and all suits, costs, claims, proceedings counter claims, actions, losses, damages, liabilities, demands, expenses (including, without limitation, attorney's fees and court costs) whatsoever which ICICI Bank may suffer / incur on account of it executing such instructions of the authorized users received through Aggregator's platform.

At the bottom of the disclaimer section, there are two buttons: 'APPROVE' and 'REJECT'.

The interface also includes a vertical sidebar on the left with navigation options: HOME, OPERATIVE ACCOUNTS, ACCOUNTS, TRANSFERS, TRADE, TAX, OMS, TREASURY, SERVICES, and OTHER SERVICES. The bottom of the screen shows the Windows taskbar with various application icons and the system clock displaying 18:28 on 29-05-2018.



SI from ICICI Bank CIB: confirmation

- Once the request is approved by approver, the SI status will be updated as enabled
- Basis the start date, the transactions will be triggered automatically
- *If approver is involved, every transaction triggered has to be approved by the approver*

Standing Instructions

Customer ID: 10505678

Standing Instructions Details For Adhoc

Payment Mode	Payment Type	CIB User Id	CIB Corporate Id	CIB Account No	Threshold Amount (Rs.)	Top-up Amount (Rs.)	Payment Start Date	Status	Edit and Modify	Disable
CIBPAYMENTS	Adhoc	CIBTESTING2	CIBNEXT	000401009203	1,000.00	2,001.00	30/05/2018	Enabled		



SI from ICICI Bank CIB: payment

- Once the transaction is executed, it'll reflect in the payment history

Payment History Customer ID: 10505

Activity **Payment Type** **Payment Level**

ALL TRANSACTIONS ALL ALL

Payment Status **Time Period**

ALL Today: 29/05/2018 [Export to Excel](#)

Date/Time	Payment Mode	Transaction Description	Reference No.	Amount (Rs.)	Status	Performed By	Vi
29/05/2018 19:21:37	ONLINE PAYMENTS	Corporate Internet Banking	VO000000003314380	1.00	InProcess	BatchProcess	
29/05/2018 19:15:37	ONLINE PAYMENTS	Corporate Internet Banking	VO000000003314379	1.00	Approved	BatchProcess	



THANK YOU

