



All-in-one Accounting and Business Banking Platform

Presenting PayO

PayO offers a seamless banking experience for ICICI Bank current account holders that combines everything from invoicing to payments & automated bookkeeping on one single platform.

PayO has been specifically designed keeping in mind the needs of SMEs. The PayO platform can also be used by existing Tally users without any additional setup.

The screenshot displays the PayO dashboard interface. On the left is a dark blue sidebar with the 'PAYO' logo and navigation menu items: Dashboard, COLLECTIONS (Customers, Sale Invoices, Payments Received), PAYMENTS (Vendors, Purchase Bills, Payments Made), and BANKING (Bank Accounts). The main content area features a 'Banking' section with account details for 'Parag' (A/C No: 1039090393223, IFSC Code: ICIC0000002, Bank Name: ICICI Bank) and a balance of ₹ 5000.00. Below this are four summary cards: 'Sales Invoices' (Create Invoice), 'Purchase Bills' (Enter Bill), 'Collections' (Record Payment), and 'Payments' (Pay a vendor). Each card shows a table of financial data.

Sales Invoices			
Overdue	Due in 7 Days	Due in 7+ Days	Total pending collections
250.00	250.00	250.00	250.00
4 Invoices	4 Invoices	4 Invoices	4 Invoices

Purchase Bills			
Overdue	Due in 7 Days	Due in 7+ Days	Total bills to pay
250.00	250.00	250.00	250.00
4 Bills	4 Bills	4 Bills	4 Bills

Collections	
Today(0)	250.00
Past Payments	
Last 7 days (10)	250.00

Payments	
Today(0)	250.00
Past Payments	
Last 7 days (10)	250.00

ICICI Bank – PayO Partnership

Banking Integration between ICICI Bank and PayO allows SMEs to link their ICICI Bank Current Account with PayO and manage their accounting and banking on a single platform.

Through this partnership, existing ICICI Bank SME customers can now avail next-generation digital banking experience.

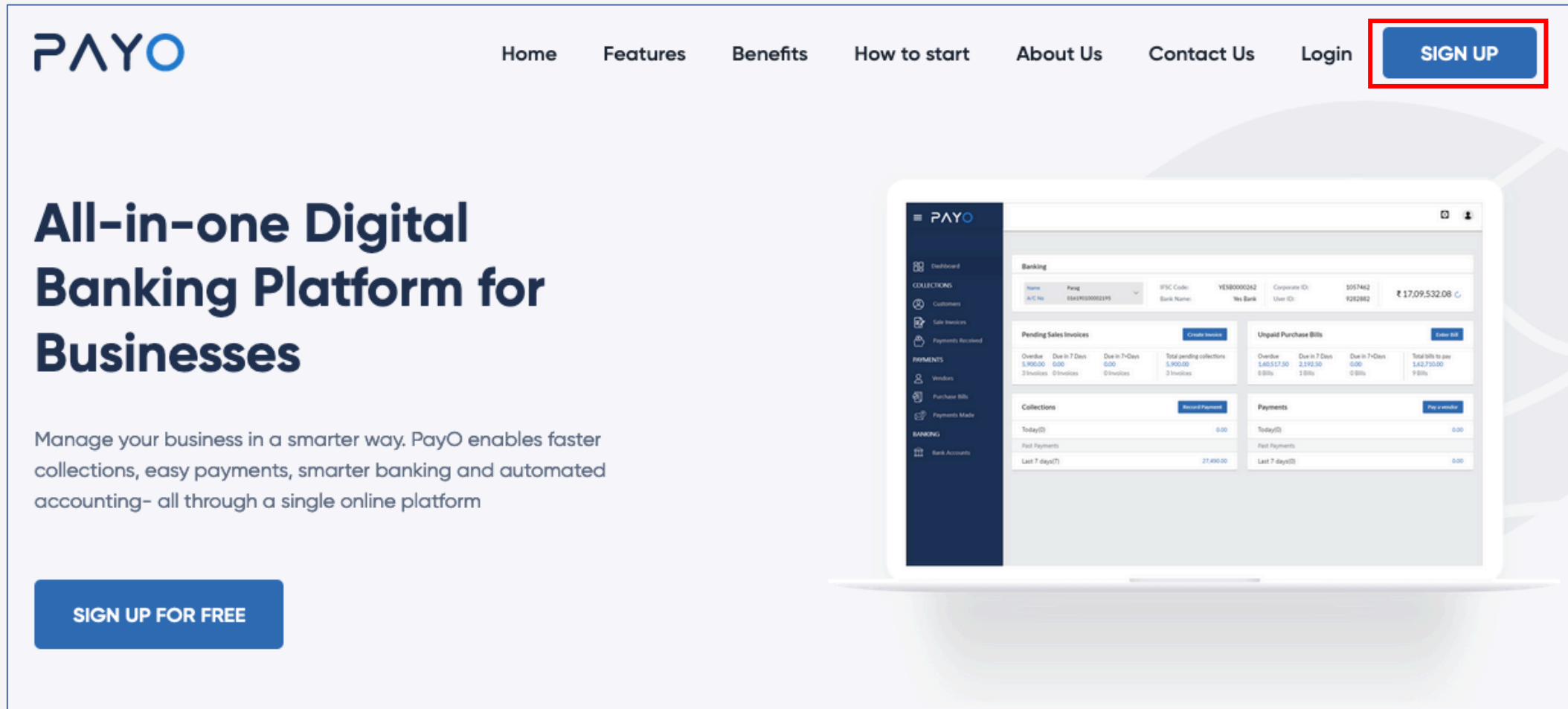


Advantages of using PayO with ICICI Bank

- Manage all your accounting and banking services on one single platform
- Auto-reconcile bank transfers, cash and cheque payments with your accounting software (like Tally).
- Minimize data entry by connecting with your vendors and customers and exchanging e-invoices.
- Create GST compliant invoices and bills, thereby, enabling easy GST filing.
- Make bulk payments to vendors in minutes.
- Accept online payments via integrated net banking payment gateway.
- Manage collections and send reminders to customers directly from PayO.

How to Register on PayO

1 Go to payobank.in and click on the SIGN UP button as shown below.



The screenshot displays the PayO website's homepage. At the top left is the PayO logo. The navigation menu includes links for Home, Features, Benefits, How to start, About Us, Contact Us, Login, and a prominent blue SIGN UP button highlighted with a red border. The main content area features the headline "All-in-one Digital Banking Platform for Businesses" and a sub-headline: "Manage your business in a smarter way. PayO enables faster collections, easy payments, smarter banking and automated accounting- all through a single online platform". A blue button labeled "SIGN UP FOR FREE" is positioned at the bottom left. On the right, a laptop displays the PayO dashboard interface, which includes a sidebar menu and a main content area with sections for Banking, Pending Sales Invoices, Unpaid Purchase Bills, Collections, and Payments.

PAYO

Home Features Benefits How to start About Us Contact Us Login **SIGN UP**

All-in-one Digital Banking Platform for Businesses

Manage your business in a smarter way. PayO enables faster collections, easy payments, smarter banking and automated accounting- all through a single online platform

SIGN UP FOR FREE

PAYO

Dashboard

COLLECTIONS

- Customers
- Sale Invoices
- Payments Received

PAYMENTS

- Vendor Bills
- Purchase Bills
- Payments Made

BANKING

- Bank Accounts

Banking

Name: King	IFSC Code: YES0000242	Corporate ID: 1057462	₹ 17,09,532.08
A/C No: 5542100002194	Bank Name: Yes Bank	User ID: 9282882	

Pending Sales Invoices [Create Invoice](#)

Overdue	Due in 7 Days	Due in 7-30 Days	Total pending collections
5,900.00	0.00	0.00	5,900.00
2 Invoices	0 Invoices	0 Invoices	2 Invoices

Unpaid Purchase Bills [Enter Bill](#)

Overdue	Due in 7 Days	Due in 7-30 Days	Total bills to pay
1,60,117.30	2,192.30	0.00	1,62,309.60
8 Bills	1 Bills	0 Bills	9 Bills

Collections [Record Payment](#)

Today(0)	0.00
Past Payments	
Last 7 days(7)	27,490.00

Payments [Pay a vendor](#)

Today(0)	0.00
Past Payments	
Last 7 days(0)	0.00

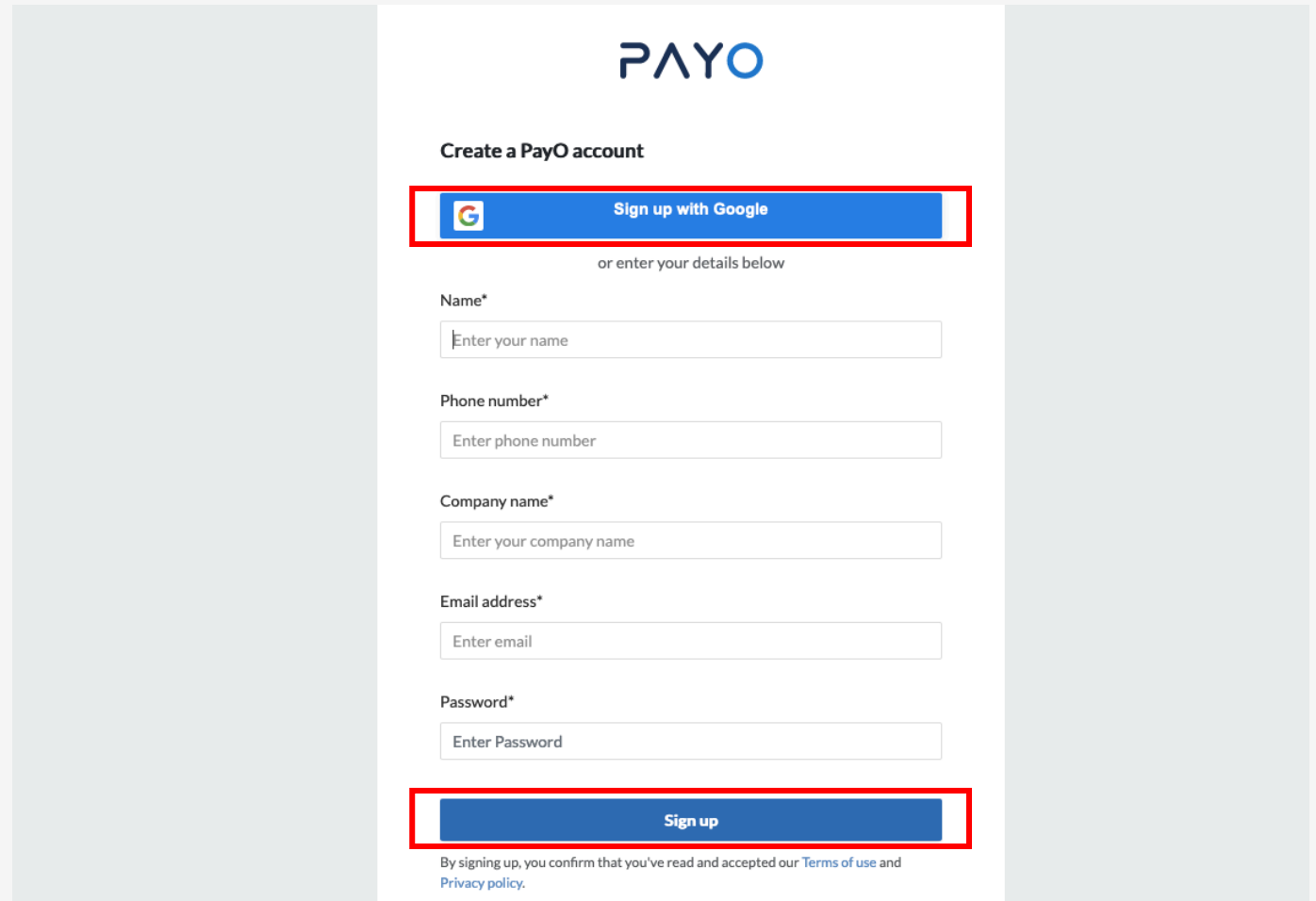
How to Register on PayO

2

If you have a Google account, click the **Sign up with Google** option and enter your credentials. No need to verify your account for this option.

OR

Enter your company details on this page. Make sure to fill up all the fields as these details are required. Click the **Sign Up** button once you have filled out all the information. Once you click the Sign Up button, you'll get a verification email on the email address you registered with. Click that link in the e-mail to verify.




The screenshot displays the PayO registration interface. At the top, the 'PAYO' logo is centered. Below it, the heading 'Create a PayO account' is visible. A blue button with the Google 'G' logo and the text 'Sign up with Google' is highlighted with a red border. Below this button, the text 'or enter your details below' is centered. The registration form consists of several input fields, each with a label and an asterisk indicating it is required: 'Name*', 'Phone number*', 'Company name*', 'Email address*', and 'Password*'. Each field contains a placeholder text: 'Enter your name', 'Enter phone number', 'Enter your company name', 'Enter email', and 'Enter Password'. At the bottom of the form, a blue 'Sign up' button is also highlighted with a red border. Below the 'Sign up' button, there is a small line of text: 'By signing up, you confirm that you've read and accepted our [Terms of use](#) and [Privacy policy](#).'

How to Register on PayO

3

Once you click the Register button, you'll see the below message. You will get a verification email on the email address you registered with. Click the link to verify your account and start using PayO.



How to Register on PayO (Demo Video)

The screenshot shows the PayO website in a browser window. The browser tabs are labeled "PayO - All-in-one digital bankin" and "PayO Bank". The address bar shows "https://payobank.in". The website header includes the "PAYO" logo and navigation links: Home, Features, Benefits, How to start, About Us, Contact Us, Login, and a blue "SIGN UP" button.

All-in-one Digital Banking Platform for Businesses

Manage your business in a smarter way. PayO enables faster collections, easy payments, smarter banking and automated accounting- all through a single online platform

[SIGN UP FOR FREE](#)

The central image shows a laptop displaying the PayO dashboard. The dashboard includes a sidebar menu with options like Dashboard, COLLECTIONS, CUSTOMERS, and PAYMENTS. The main content area shows a "Banking" summary with account details and a balance of ₹ 17,09,532.08. Below this are sections for "Pending Sales Invoices", "Unpaid Purchase Bills", "Collections", and "Payments", each with a table of data.

Our Partners

How to use PayO with ICICI Bank

How it works:

- 1 Choose [ICICI Bank](#) from [Banking > Bank Accounts](#).
- 2 Enter Corporate ID, User ID and Account Number.
- 3 Approve request on your ICICI Bank account by logging into ICICI Bank Net banking.

Your Connected Account with PayO

PAYO

Dashboard

COLLECTIONS

- Customers
- Sale Invoices
- Payments Received

PAYMENTS

- Vendors
- Purchase Bills
- Payments Made

BANKING

- Bank Accounts

Banking

BANK ACCOUNT


Name: Parag
A/C No: 1039090393223

BANK DETAILS

Account Type: Current
Bank Name: ICICI Bank
Branch: J.P. Nagar
IFSC Code: ICIC0000002

ACCOUNT DETAILS

NickName: ParagN
Coporate ID: abcd9u898
User ID: abcd9u898
Login ID: abcd9u898


₹ 5000.00

Filter

Posting Date	Payment Method	Description	Debit	Credit	Balance
05.12.2019	NEFT	Debit Transfer	5899		47895
11.12.2019	NEFT	Debit Transfer	5623		53794
09.12.2019	NEFT	Credit Transfer		1546	59417

Let's Connect



www.payobank.in



info@payobank.in